

CARON

[Home](#) | [Caron](#) | [Patterns](#) | Christmas Tree Skirt


Christmas Tree Skirt

designed by Margret Willson

FREE

1

INTERMEDIATE

SIMPLY
SOFT™

DESCRIPTION SIZING

Abbreviations

Ch(s) = Chain(s)

Cl = Cluster—Yarn over, insert hook in indicated st and draw up a loop, yarn over and draw through 2 loops on hook; [yarn over, insert hook in same st and draw up a loop, yarn over and draw through 2 loops on hook] 3 times; yarn over and draw through all 5 loops on hook.

Dc = double crochet

hdc = half double crochet

sc = single crochet

V-st = V-stitch - (dc, ch 1, dc) in indicated stitch or space.

Details & Instructions








MEASUREMENTS

Finished Measurements

49" / 124.5 cm
diameter

MATERIALS

Simply Soft (170 g/6. oz; 288 m/315 yds)

	Contrast A Autumn Red (9730)	1
	Contrast B Dark Sage (9707)	1
	Contrast C Bone (9703)	1
	Contrast D Off White (9702)	1
<small>Shade no longer available</small>	Contrast E ()	1
<small>Shade no longer available</small>	Contrast F ()	1
Simply Soft Heathers (141 g/5. oz/228 m/250 yds)		
	Contrast G Grey Heather (9509)	1
	Contrast H Woodland Heather (9503)	1
	Contrast I Charcoal Heather (9508)	1

GAUGE

In half double crochet, 14 sts and 10 rows = 4"/10 cm
Gauge is not critical for this project.

INSTRUCTIONS

NOTE

Tree Skirt is worked from center hole for tree to outer edge.

TREE SKIRT

Row 1 (RS): With A, chain 4, dc in fourth ch from hook, (ch 4, dc in space between previous ch-4 and dc) 31 times - 32 loops, turn.

Row 2: Ch 3, (sc, ch 1, sc) in each space across, dc in base of last st, fasten off, turn - 64 sc and 32 ch-spaces.

Row 3: Join B, ch 3 (counts as 1 dc), 3 dc in each ch-1 space across, end dc in last st, turn - 98 dc.

Row 4: Ch 1, sc in each st across, fasten off, turn.

Row 5: Join C, ch 1, sc in each st across, turn.

Row 6: Ch 1, sc, * insert hook in same st as last st, yo, draw loop through, insert hook in next st, yo, draw loop through, yo, draw through all 3 loops on hook, repeat from * across, end sc in same st as last st, fasten off, turn - 99 sts.

Row 7: Join E, ch 3, 3 dc, 2 dc in next st, * 5 dc, 2 dc in next st, repeat from * across, end 4 dc, turn - 115.

Rows 8, 10, and 12: Ch 1, sc in each st across, turn.

Row 9: Ch 3, 3 dc, 2 dc in next st, * 6 dc, 2 dc in next st, repeat from * across, end 5 dc, turn - 131.

Row 11: Ch 3, 3 dc, 2 dc in next st, * 7 dc, 2 dc in next st, repeat from * across, end 6 dc, turn - 147.

Row 13: Ch 3, 4 dc, 2 dc in next st, * 8 dc, 2 dc in next st, repeat from * across, end 6 dc, turn - 163.

Row 14: Ch 1, sc in each st across, fasten off, do not turn.

Row 15 (WS): Join I, ch 1, sc in first st * CL in next st, sc in next st, repeat from * across, fasten off, turn.

Row 16 (RS): Join C, ch 2, 5 hdc, 2 hdc in next st, * 9 hdc, 2 hdc in next st, repeat from * across, end 6 hdc, turn - 179.

Rows 17, 19, 21, 23, 25, 27, 29, and 31: Ch 2, hdc in each st across, turn.

Row 18: Ch 2, 5 hdc, 2 hdc in next st, * 10 hdc, 2 hdc in next st, repeat from * across, end 7 hdc, turn - 195.

Row 20: Ch 2, 5 hdc, 2 hdc in next st, * 11 hdc, 2 hdc in next st, repeat from * across, end 8 hdc, turn - 211.

Row 22: Ch 2, 6 hdc, 2 hdc in next st, * 12 hdc, 2 hdc in next st, repeat from * across, end 8 hdc, turn - 227.

Row 24: Ch 2, 7 hdc, 2 hdc in next st, * 13 hdc, 2 hdc in next st, repeat from * across, end 8 hdc, turn - 243.

Row 26: Ch 2, 7 hdc, 2 hdc in next st, * 14 hdc, 2 hdc in next st, repeat from * across, end 9 hdc, turn - 259.

Row 28: Ch 2, 8 hdc, 2 hdc in next st, * 15 hdc, 2 hdc in next st, repeat from * across, end 9 hdc, turn - 275.

Row 30: Ch 2, 8 hdc, 2 hdc in next st, * 16 hdc, 2 hdc in next st, repeat from * across, end 10 hdc, turn - 291.

Row 32: Ch 2, 26 hdc, 2 hdc in next st, (17 hdc, 2 hdc in next st) 13 times, end 29 hdc, turn - 305.

Row 33: Ch 2, hdc in each st across, turn.

Row 34 (RS): Join F, sc in first st, * skip next st, 3 dc in next st, skip next st, sc in next st, repeat from * across, end sc in last st, turn - 76 groups of 3-dc.

Row 35: Ch 3, dc in first sc, * skip next dc, sc in next dc, skip next dc, 3 dc in next sc, repeat from * across, ending 2 dc in last sc, turn.

Row 36: Ch 1, sc in first st, * skip next dc, 3 dc in next sc, skip next dc, sc in next dc, repeat from * across, turn.

Row 37: Ch 3, dc in first sc, * hdc in next dc, sc in next dc, hdc in next dc, 2 dc in next sc, repeat from * across, fasten off, turn.

Row 38: Join C, ch 3, 2 dc, * ch 1, skip next sc, 4 dc, repeat from * across, ending 3 dc, fasten off, turn.

Row 39 (WS): Join B and J held together as one, 3 sc, * CL in skipped st 2 rows below, 4 sc, repeat from * across ending 3 sc, fasten off J, turn.

Row 40: With B, ch 3, dc in back loop only of each st across, turn.

Row 41: Ch 1, Sc in first st, * skip 2 sts, 5 dc in next st, skip 2 sts, sc between previous and next dc, repeat from * across, end sc in last st, fasten off, turn.

Row 42: Join H, ch 4, dc in first sc, * skip next dc, sc in next dc, ch 1, skip next dc, sc in next dc, skip next dc, V-st in sc, repeat from * across, end (dc, ch 1, dc) in last st, fasten off, turn.

Row 43: Join A, sc in first dc, 2 sc in ch-1 space, * work 3 dc around next ch-1 space into skipped dc 2 rows below, 5 sc in next ch-3 space, repeat from * across, end 2 sc in last space, sc in last st, turn.

Row 44: Ch 1, sc in first sc, * 5 dc in center st of next 3-dc group, sc in center st of next 5-sc group, repeat from * across, end sc in last st, fasten off, turn.

Row 45: Join H, repeat Row 42.

Row 46: Ch 3, 3 sc in first space between dcs, * sc in ch-1 space, (3 sc, ch 3, 3 sc) in next V-st, repeat from * across, end (3 sc, dc) in last space, fasten off, turn.

Row 47: Join F, sc in first dc, * ch 3, skip 3 sc, dc in next sc, ch 3, skip 3 sc, sc in next ch-3 space, repeat from * across, ending sc in last dc, turn.

Row 48: (Ch 3, sc in next space) twice, * 5 dc in next sc, sc in next space, (ch 3, sc in next space) 3 times, repeat from * across ending (sc in next space, ch 3) twice, sc in last sc, turn.

Row 49: Ch 1, sc in first space, ch 3, sc in next space, * (dc in next dc, ch 1) twice, 3 dc in next dc, (ch 1, dc in next dc) twice, sc in next space, (ch 3, sc in next space) twice, repeat from * across, ending sc in next space, ch 3, sc in turning ch, turn.

Row 50: Ch 1, sc in first space, * (dc in next dc, ch 2) 3 times, V-st in next dc, (ch 2, dc in next dc) 3 times, sc in next space, ch 3, sc in next space, repeat from * across, end sc in last space, ch 3, sc in last st, turn.

Row 51: Ch 1, sc in first space, * 2 dc in each of next 3 ch-2 spaces, (2 dc, ch 2, 2 dc) in next V-st, 2 dc in each of next 3 ch-2 spaces, sc in next space, repeat from * across, end sc in last st, turn.

Row 52: Ch 1, sc in first st, * sc in each of next 8 dc, (sc, ch 3, sc) in ch-2 space, sc in each of next 8 dc, skip sc, repeat from * across, end sc in last st, fasten off.

FINISHING

Using yarn needle, weave in all ends.

Embroidery

With A and J held together, make 16 daisies, each made up of 6 lazy daisy stitches centered on Row 12 at increases.

With I, using stem stitch make branches and stems using photo for guide.

With A, make 5 lazy daisy petals at end of each stem.

With D, make a French knot at end of each petal.

With C, work cross stitches across Row 40, placing one at base of each 5-dc group of Row 41.

Tie

With 2 strands A held together, ch 150. Fasten off.

Lace through spaces of Row 1.

